

PE INFEED, CONNECTION MAIN CIRCUIT: SCREW
TERMINAL, TERMINAL MAX. 25 MM² / 35 MM²



General technical data:		
product brandname		SIRIUS
Product designation		PE infeed
Protection class IP		IP20
Degree of pollution		3
Installation altitude at height above sea level maximum	m	2 000
Ambient temperature		
• during transport	°C	-55 ... +80
• during storage	°C	-55 ... +80
• during operation	°C	-20 ... +60
Vibration resistance		f = 4 to 5.8 Hz; d = 15 mm; f = 5.8 to 500 Hz; a = 2 m / s ² 10 cycles
Shock resistance		Semi-sinusoidal a = 6 m/s ² at 10 ms; 3 pos. and 3 neg. Shock in all axes
Equipment marking acc. to DIN EN 61346-2		W
Equipment marking acc. to DIN 40719 extended according to IEC 204-2 acc. to IEC 750		W

Main circuit:

Operating current at AC at 400 V rated value	A	63
--	---	----

Installation/ mounting/ dimensions:







Mounting type		plug-in fixing
Width	mm	32
Height	mm	65
Depth	mm	70


Connections/ Terminals:

Type of electrical connection for main current circuit		screw-type terminals
Design of screw-type connection for main contacts		M3
Wire stripping length for main contacts	mm	13
Tightening torque for main contacts with screw-type terminals	N·m	3 ... 4.5
Connectable conductor cross-section for supply for main contacts using the upper clamping point		
• solid	mm ²	2.5 ... 35
• stranded	mm ²	2.5 ... 35
• finely stranded with core end processing	mm ²	2.5 ... 25
• finely stranded without core end processing	mm ²	2.5 ... 25
Connectable conductor cross-section for supply for main contacts using the lower clamping point		
• solid	mm ²	2.5 ... 35
• finely stranded with core end processing	mm ²	2.5 ... 25
• finely stranded without core end processing	mm ²	2.5 ... 25
Connectable conductor cross-section for supply for main contacts using both clamping points		
• solid	mm ²	2 ... 25
• stranded	mm ²	2 ... 25
• finely stranded with core end processing	mm ²	2 ... 16
• finely stranded without core end processing	mm ²	2 ... 16
AWG number as coded connectable conductor cross section for supply for main contacts		
• using the upper clamping point		12 ... 2
• using the lower clamping point		12 ... 2
• using both clamping points		16 ... 2
Type of connectable conductor cross-sections for supply for main contacts using the upper clamping point		
• solid		2.5 ... 35 mm ²
• stranded		2.5 ... 35 mm ²
• finely stranded with core end processing		2.5 ... 25 mm ²
• finely stranded without core end processing		2.5 ... 25 mm ²

Type of connectable conductor cross-sections for supply for main contacts using the lower clamping point		
<ul style="list-style-type: none"> • solid 		2.5 ... 35 mm ²
<ul style="list-style-type: none"> • stranded 		2.5 ... 35 mm ²
<ul style="list-style-type: none"> • finely stranded with core end processing 		2.5 ... 25 mm ²
<ul style="list-style-type: none"> • finely stranded without core end processing 		2,5 ... 25 mm ²
Type of connectable conductor cross-sections for supply for main contacts using both clamping points		
<ul style="list-style-type: none"> • solid 		2 x (2.5 ... 25 mm ²)
<ul style="list-style-type: none"> • stranded 		2 x (2.5 ... 25 mm ²)
<ul style="list-style-type: none"> • finely stranded with core end processing 		2 x (2.5 ... 16 mm ²)
<ul style="list-style-type: none"> • finely stranded without core end processing 		2 x (2.5 ... 16 mm ²)
Type of connectable conductor cross-sections at AWG conductors for supply for main contacts		
<ul style="list-style-type: none"> • using the upper clamping point 		12 ... 2
<ul style="list-style-type: none"> • using the lower clamping point 		12 ... 2
<ul style="list-style-type: none"> • using both clamping points 		2 x (16 ... 2)

Certificates/ approvals:

General Product Approval	EMC	Declaration of Conformity	Shipping Approval
 CSA	 UL	 EAC	 C-Tick
		 CE EG-Konf.	 BUREAU VERITAS

Shipping Approval	other
 DNV	Environmental Confirmations
 LRS	
 PRS	
 RINA	
 RMRS	

other
Confirmation

Safety related data:	
Protection against electrical shock	finger-safe
Further information	

Information- and Downloadcenter (Catalogs, Brochures,...)

<http://www.siemens.com/industrial-controls/catalogs>

Industry Mall (Online ordering system)

<http://www.siemens.com/industrymall>

Cax online generator

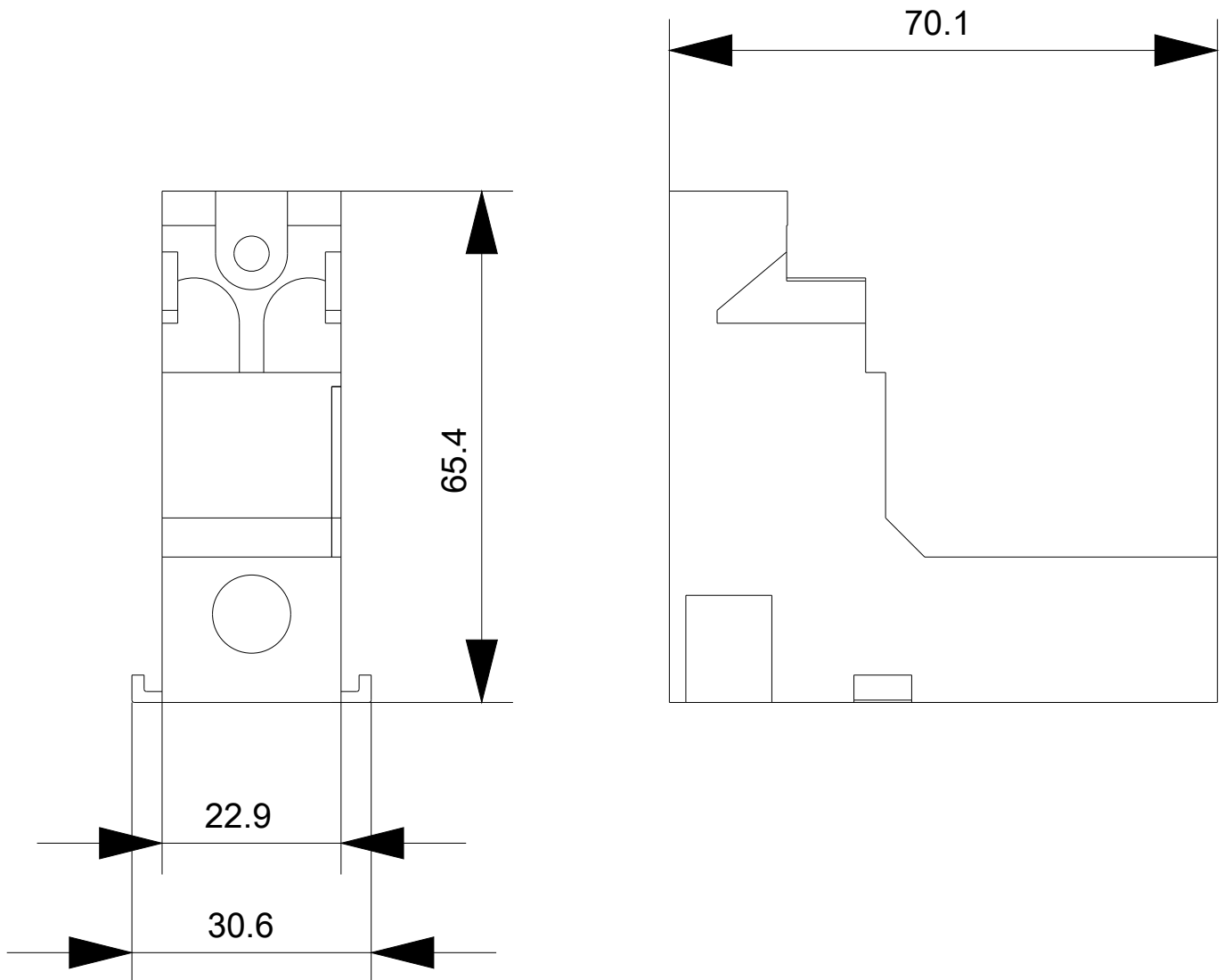
<http://support.automation.siemens.com/WW/CAXorder/default.aspx?lang=en&mfb=3RA6860-6AB>

Service&Support (Manuals, Certificates, Characteristics, FAQs,...)

<https://support.industry.siemens.com/cs/ww/en/ps/3RA6860-6AB>

Image database (product images, 2D dimension drawings, 3D models, device circuit diagrams, EPLAN macros, ...)

http://www.automation.siemens.com/bilddb/cax_de.aspx?mfb=3RA6860-6AB&lang=en



last modified:

07/01/2017